

Christmas in Italy

MAKING HOT CHOCOLATE

Candy Cone

Marble Painting

Star Lanterns

Star Art

Cullen's ABC's Christmas Activity Packet

Daily Advent Calendars

ORNAMENT MATCHING

DIY Wrapping Paper

Gingerbread Art

Christmas Coloring Pages

Poinsettias

Book

CHRISTMAS SONGS

Reviews

Countdown Christmas Chain

Bell Art

Sequencing The

Good News

The Polar Express

Stable

Fingerplays

Art

Christmas Story

DIY ORNAMENTS



Cullen's ABC's



Cullen's Abcs

Preparing children for school and life

Thank you for purchasing my Christmas Activity Packet :o).

I hope that you and your children enjoy all of these activities this Christmas season. Some of the activities are designed for you to be very hands on with your children. While other activities you can set up for them and go make dinner while they are happily coloring away. Enjoy!

Merry Christmas!

Cullen

CullensAbcs.com






Cullen's Abcs

Preparing children for school and life

DIY Christmas Ornament



Please provide the children with:

- Construction paper trees- you can cut them out or have your
- Child cut them out in whatever color you'd like them to be.
- Scissors- if they are cutting

- Glue
- Items to glue on
- Patterns below
- Add a piece of ribbon to the back of the paper tree to hang it on the Christmas tree

Supplies you will need to have out:

- items to glue onto the tree
- glue
- ribbon
- watch the video to get an idea on how to go about making this project

The children will:

- strengthen the muscles in their hands and using their fine motor skills by squeezing the bottle of glue and using scissors to cut out the tree


Art:

- [How to Video](#)

CullensAbcs.com










Cullen's Abcs

Preparing children for school and life

Ornament Matching



Please provide the children with:

- The ornament matching pattern-on the next page
- Color the ornaments by yourself or with your children
- Crayons
- See patterns below

Supplies you will need to have out:

- Crayons
- Scissors to cut out ornaments

The children will:

- learn how to take turns
- matching
- counting
- shape recognition
- color recognition
- picture recognition
- work on their fine motor skills by strengthening the muscles in their hands when using their grasping fingers to turn over the ornaments









Game:

- [How to Video](#)



CullensAbcs.com



Ornament Matching



Ornament Matching





Cullen's Abcs

Preparing children for school and life

Bible Key Point Coloring Pages



God Wants us to Celebrate, Epiphany, We Celebrate the Birth of Jesus, Tell Everyone Jesus is Born

Please provide the children with:

- Coloring page(s)-on next four pages
- Crayons, markers, colored pencils
- See coloring pages below

Supplies you will need to have out:

- Crayons, markers, colored pencils

The children will:

- Color the coloring page however they'd like
- It's okay if they color outside of the lines and add things to the present if they'd like.
- Work on their fine motor skills that strengthen the muscles in their hands when they use their grasping fingers to hold the writing utensil when coloring.
- grow in their relationship with Jesus

Coloring pages located below.

CullensAbcs.com




*Key Point: God wants
us to celebrate
together!*

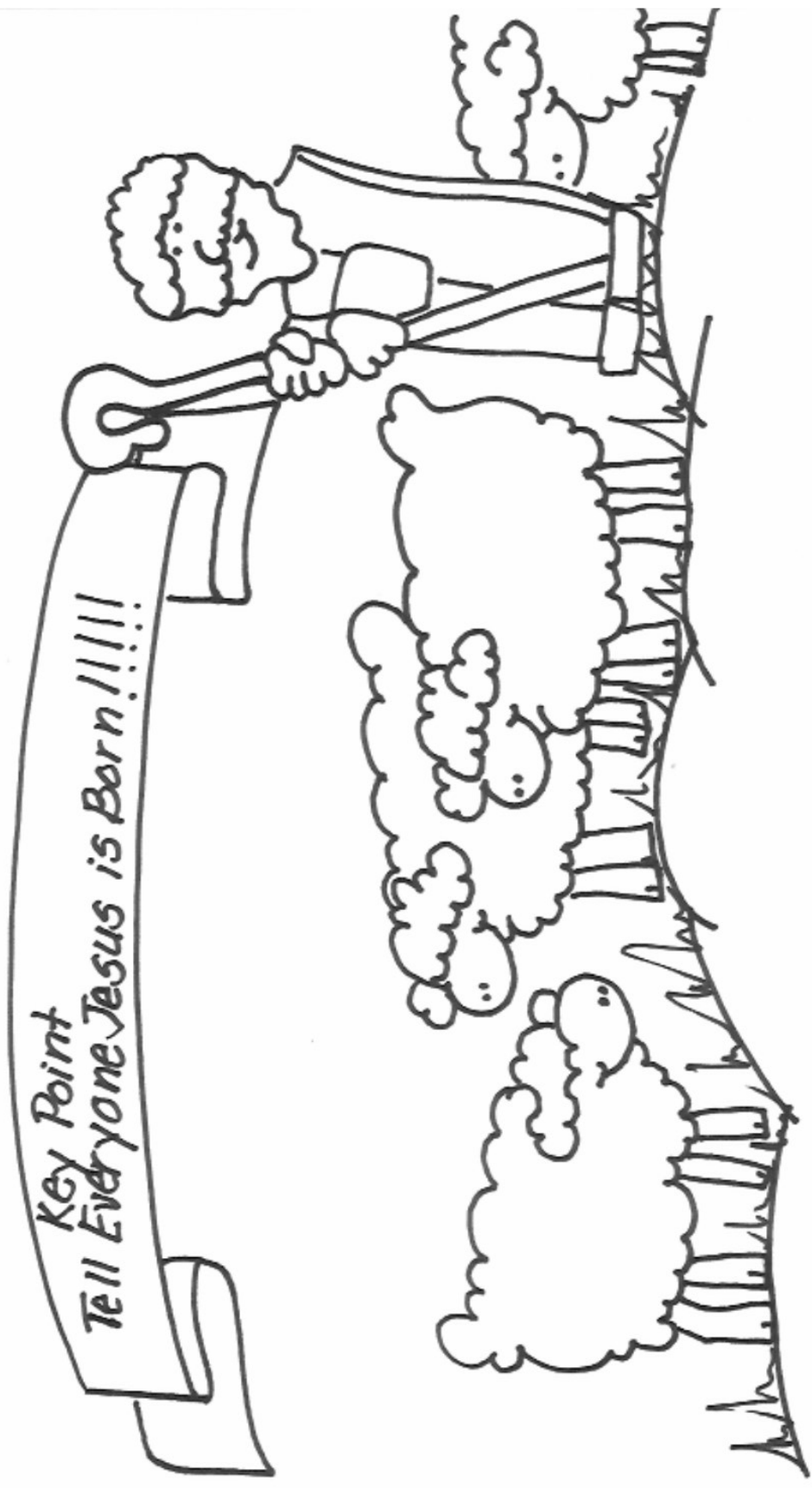


When they saw the star, they were
overjoyed. Matthew 2:10



*We celebrate the birth of Jesus
at Christmas.*



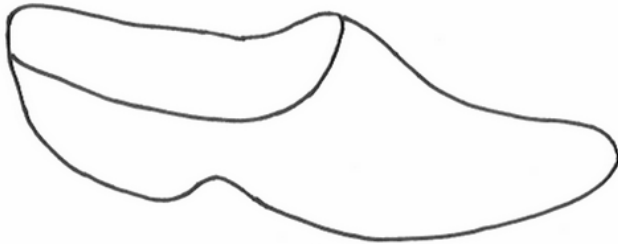


Key Point
Tell Everyone Jesus is Born!!!!



Cullen's Abcs

Preparing children for school and life



Christmas in Italy Shoe

Please provide the children with:

- One or two shoes each (pattern on next page)
- Glue

- Scissors
- Crayons, markers
- Construction paper if you'd like them to glue their shoe onto something
- See pattern on next page

Supplies you will need to have out:

- Scissors
- Magazines to cut out pictures
- Glue
- Crayons, markers

The children will:

- Use their imagination
- Work on their fine motor skills by strengthening the muscles in their hands when using scissors and when squeezing the bottle of glue

Art:

- [How to Video](#)

CullensAbcs.com







Cullen's Abcs

Preparing children for school and life



Polar Express

Book Review, Bell Art, Hot Chocolate Making
& Train Coloring

Please provide the children with:

- Any one of the activities. Videos are provided for the book, hot chocolate and the bell. Make sure to watch the videos to get an idea of what you can do them.
- The train coloring page and the bell patterns are on the next two pages. You can print them out and children can color, add stickers to or glue on sequins.

Supplies you will need to have out:

- It will depend on what activities you will be doing as to the supplies you will need to have out.

The children will:

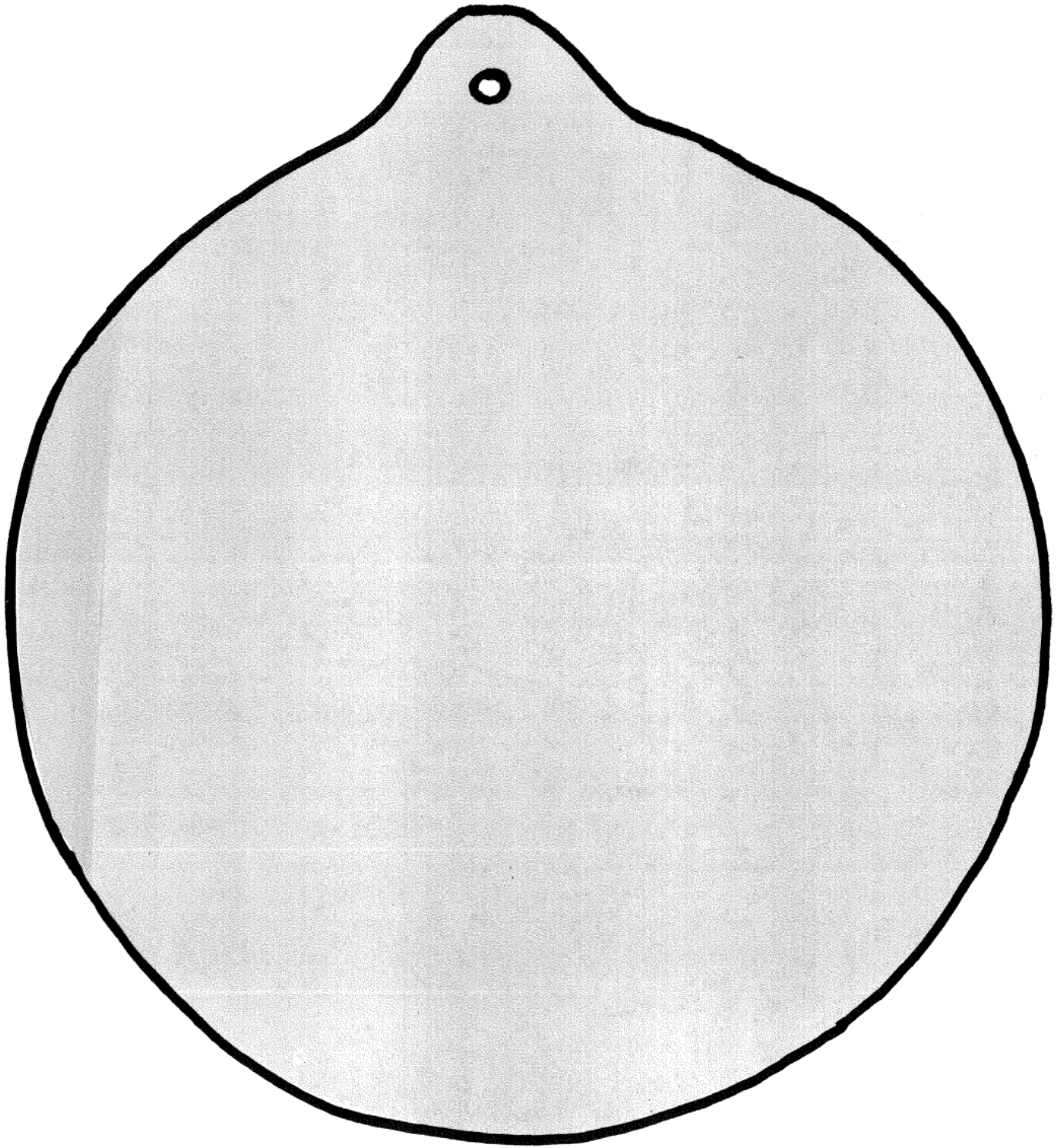
- Have fun :)
- Work on fine and large motor skills, color recognition, 5 senses


Videos:

- [Making Hot Chocolate](#)
- [The Polar Express Book](#)
- [Jingle Bells](#)

CullensAbcs.com









Cullen's Abcs

Preparing children for school and life



Video Series: **Cullen & Gator tell the Christmas Story**

(5 Videos)

Introduction Video: [Christmas Story Video Series](#)

Video: [Angels Telling the Good News](#) (1 of 5)

Video: [God Wants us to Celebrate](#) (2 of 5)

Video: [Jesus is Born](#) (3 of 5)

Video: [Birth of Jesus at Christmas](#) (4 of 5)

Video: [Thank You God](#) (5 of 5)

CullensAbcs.com





Cullen's Abcs

Preparing children for school and life



Making Poinsettias

Please provide the children with:

- Poinsettia pattern cut out in the colors of construction paper you'd like it to be (See pattern on the next page)
- Make sure to watch the video so that you have a good idea on what to do

Supplies you will need to have out:

- Glue
- Hole Punch

The children will:

- Put together their poinsettia
- Work on strengthening the muscles in their hands when they squeeze the bottle of glue, when they use their grasping fingers to pick up leaves and flowers to glue on and when using the hole puncher
- Color recognition


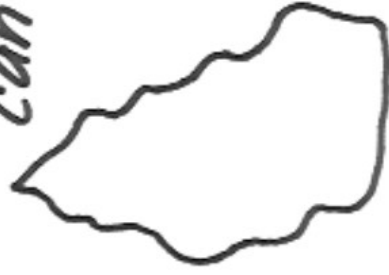
Art:

- [How to Video](#)

CullensAbcs.com



To make a poinsettia you can choose from the many leaves below. The colors vary from red to pink, white, marbled, orange and even purple. Cut them out of construction paper. Can cut the circles out or hole punch in yellow construction paper. Children can glue together.



Petal-like
leaves- "bracts"

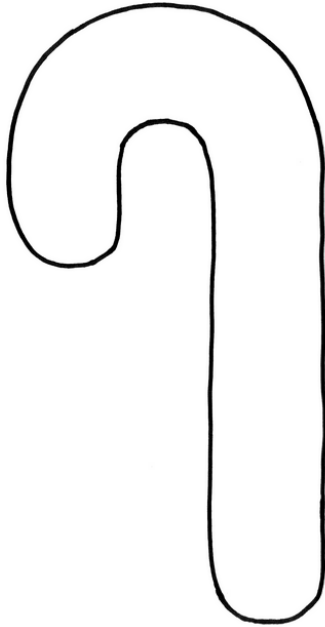




Cullen's Abcs

Preparing children for school and life

Candy Cane Art



Please provide the children with:

- A candy cane cut out white construction paper (see pattern on next page)
- Red paint

Supplies you will need to have out:

- Red paint
- Marbles, golf balls, anything that rolls
- A box to contain the marbles
- Spoon
- A bowl to put the paint, marbles and spoon into

The children will:

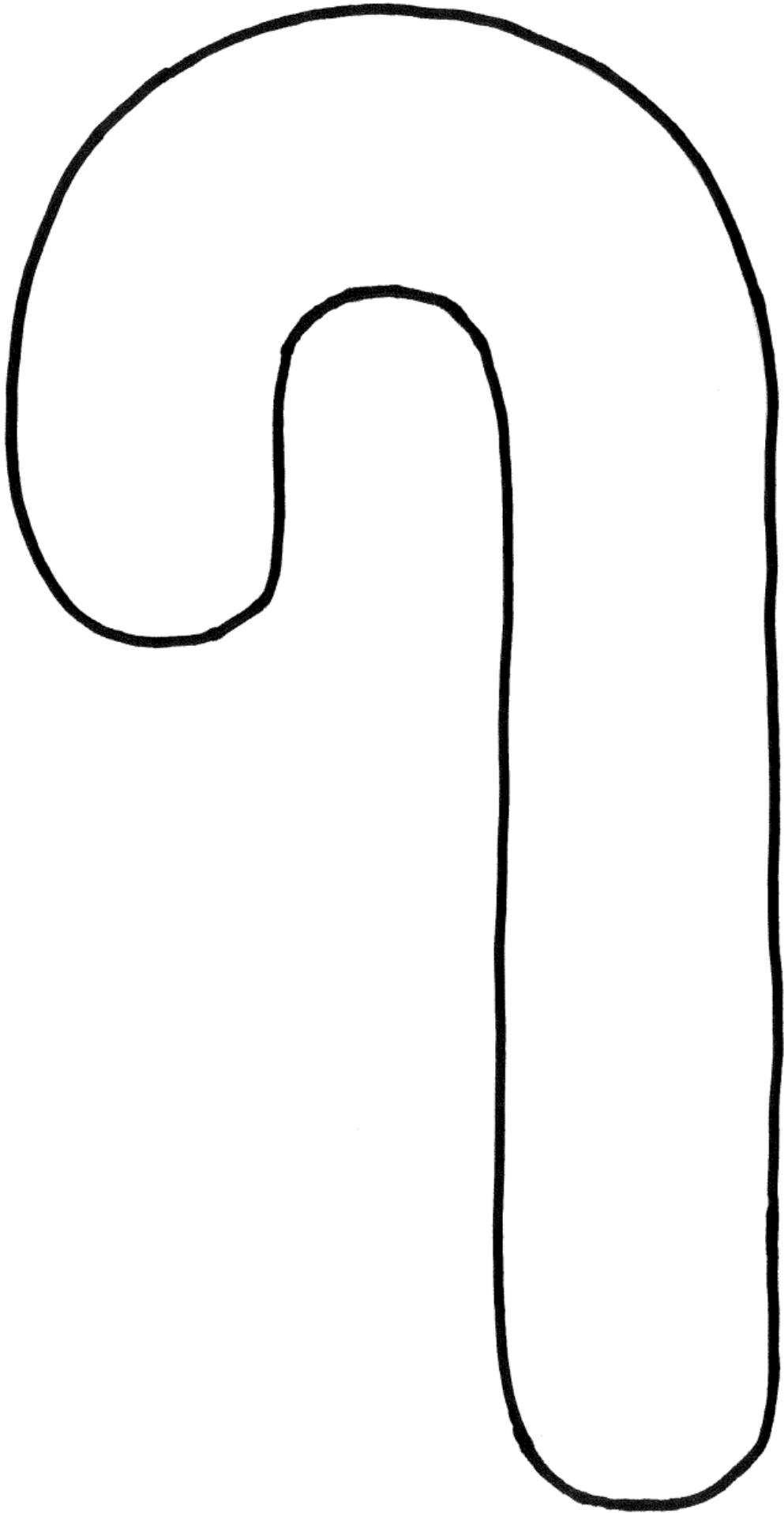
- Use their large motor skills when picking up the box and rolling around the marbles
- Color recognition with the colors of paint and paper used
- Strengthen the muscles in their hands when they pick up the spoons and put the marbles in the box
- Have a super fun time rolling the balls around through the paint and making stripes on their candy cane

Art:

- [How to Video](#)

CullensAbcs.com







Cullen's Abc's

Preparing children for school and life



Christmas Book Reviews

(4 Books)

Video: [J is for Jesus](#)

Video: [Bear Stays Up For Christmas](#)

Video: [The Birthday of a King](#)

Video: [Santa's Stuck](#)

CullensAbcs.com





Cullen's Abcs

Preparing children for school and life



DIY Pinecone Ornament

Please provide the children with:

- Pinecone-you may be able to find a pinecone
- String, yarn, ribbon
- Glue
- Glitter, beads, pom poms, sequins etc.

Supplies you will need to have out:

- Use a box or wax paper or foil or newspaper to use if you'd like to use glitter but don't want to get too much glitter all over the place.
- Glue
- Items to glue on pinecone

The children will:

- strengthen the muscles in their hands when they squeeze the bottle of glue and when they use their grasping fingers to pick up the objects to glue onto their pinecone

Art:

- [How to Video](#)


CullensAbcs.com





Cullen's Abcs

Preparing children for school and life



Stable Art & Questions

Please provide the children with:

- Cut out of the stable, manger, star, Jesus, Mary & Joseph (pattern on next page)
- A piece of construction paper to glue everything onto
- Questions to ask the children (see page after the pattern)

Supplies you will need to have out:

- Construction paper
- Glue
- The people cut out and ready to glue onto the paper

The children will:


- Grow in their relationship with Jesus
- Strengthen the muscles in their hands using their fine motor skills when squeezing the bottle of glue, when using their grasping fingers to pick up the objects to glue into their stable

Art:

- [How to Video](#)

CullensAbcs.com







Stable Art Questions

Who is Jesus Mommy?

Who is Jesus Daddy?

How did they get to Bethlehem?

Why did they stay in the stable?

What animals were in the stable?

What was baby Jesus wearing?

How did the shepherds find the stable?

Who came to see Jesus?

What gifts did they bring?




Cullen's Abcs

Preparing children for school and life

Star Art

You can use this as a tree topper, ornament, etc...



Please provide the children with:

- A cut out of a star (see pattern on next page)
- Glue
- Sequins, foils, beads, etc...
- A picture of the child to go on the star is fun
- If you plan to use the star as an ornament provide a ribbon or string to use to hang on tree

Supplies you will need to have out:

- Glue
- Sequins, foil, beads

The children will:


- Strengthen the muscles in their hands when they squeeze the bottle of glue
- Working on their fine motor skills when picking up the different objects to glue on
- Color recognition with the objects that are being glued onto the star

Art:

- [How To Video](#)

CullensAbcs.com







Cullen's Abcs

Preparing children for school and life



Star Lantern

(From the Philippines)

Please provide the children with:

- Star cut out of construction paper (see next page)
- Crayons, tissue paper, crayons, paint, items to glue on

Supplies you will need to have out:

- glue, crayons, tissue paper, crayons, paint, items to glue on

The children will:


- Decorate their star by using their imagination
- Strengthen the muscles in the hands when squeezing the bottle of glue
- Use their fine motor skills when using their grasping fingers to pick up the objects to glue on

Art:

- [How to Video](#)

CullensAbcs.com







Cullen's Abcs

Preparing children for school and life

DIY Wrapping Paper



Please provide the children with:

- Wrapping paper, packing paper
- Stickers, stamps, sponges, cookie cutters

Supplies you will need to have out:

- Some kind of paper to use to make the wrapping paper with
- Depending on what you will be doing you will need different things

The children will:

- Use their imagination
- Color recognition
- Work on fine motor skills when they peel the sticker, pick up a sponge or press down the cookie cutter they are strengthening the muscles in their hands
- Learning new vocabulary

Art:

- [How to Video](#)

CullensAbcs.com





Cullen's Abcs

Preparing children for school and life



Countdown to Christmas Chain

Please provide the children with:

- Strips of construction paper cut out—use whatever colors you'd like
- 25 strips of paper (I think in the video I say 26 but it's actually 25)
- Tape

Supplies you will need to have out:

- Tape
- Paper ready to go

The children will:

- Learn about patterning
- Counting
- Fine motor skills when putting the tape onto links to make the countdown chain
- Work together, team work

Art:

- [How to Video](#)

CullensAbcs.com





Cullen's Abcs

Preparing children for school and life

Sequencing the Good News



Please provide the children with:

- A sequencing paper (on the next page)
- Scissors to cut on the dotted lines
- If you'd like for children to glue their pictures onto another
- Piece of paper you will need a long piece of construction paper
- Crayons or markers to color with

Supplies you will need to have out:

- Scissors
- Crayons, markers or colored pencils
- Glue stick to glue down the four boxes or children can just lay them out on the table in the order they would go-numbering 1-4

The children will:

- Work on sequencing the story. What comes first, second, third and last
- Strengthen the muscles in their hands when using scissors
- Recognize colors when coloring
- Learn about Jesus and grow in relationship with Him

Christmas Story:

- [Video: Angels Telling the Good News](#)

CullensAbcs.com



1.



The angel told Mary the good news.

2.



There were no rooms in the inn.

3.



Jesus was born in a stable.

4.



The angels told the shepherds that Jesus was born.



Cullen's Abcs

Preparing children for school and life



Video Series: Advent Calendar

Cullen and Gator get ready for Christmas with two free video advent calendars for you to watch with your child everyday. The first is a Peanuts calendar with Charlie Brown, Snoopy, and the whole gang. The second is a Lego City advent calendar featuring public servants. Enjoy watching the opening of a window each day with a young child.

[Links to all 24 Advent Calendar Videos!](#)

CullensAbcs.com





Cullen's Abcs

Preparing children for school and life



Gingerbread Art

Please provide the children with:

- A gingerbread person cut out of construction paper (pattern on next page)
- Glue
- Items to glue on
- Markers to draw a face or buttons

Supplies you will need to have out:

- Glue
- Items to glue on
- If you'd like to use as an ornament you will need some ribbon or string to tape to the back

The children will:


- Strengthen the muscles in their hands when using the glue
- Using their fine motor skills when picking up the objects to glue on and when holding the markers with their grasping fingers
- Use their imagination

Art:

- [How to Video](#)
- [Video: Gingerbread Man Felt Board](#)

CullensAbcs.com







Cullen's Abcs

Preparing children for school and life



Songs And Fingerplays

We Wish You a
Merry Christmas

Go Tell it on The Mountain

Mary Had a Baby Boy

Away In a Manger

Jingle Bells

Rudolph The Red Nosed
Reindeer

Santa's Sleigh

Happy Birthday Jesus

Joy To The World

The Lights On The Tree

I Know a Man

The Wise Men
Traveled From Afar

Here Is The Chimney

CullensAbcs.com



Merry Christmas!



From,
Cullen's Abc's

CullensAbcs.com

